LITTLE BUDS
Publications pvt.ltd

Little buds Crazy math

Learn with fun

BY

A. Sahaya john xavier

NCERT-BASED WORKSHEETS FOR CLASSES 3 - 7

Little buds
CRAZY MATHS

Learn with fun

NCERT BASED- WORKSHEETS FOR CLASSES 3 TO 7

By
A. Sahaya john Xavier M.Sc.,B.Ed.,

Preface

Teaching Mathematics to the students is a bit challenging today. **CRAZY MATHS** is an integral book for classes 3 to 7, compressing 10 important topics. This book is based on the latest prescribed National Curriculum of the Mathematics. In this book, I have focused on developing the **21st century skills of critical thinking, creativity, communication and collaboration through reading texts that are value-centric, as well as activities, exercises and projects that develop life skills along with application, analytical thinking, and problem solving.**

This book **CRAZY MATHS** contains relevant and contemporary topics prescribed in the Mathematics Textbooks of classes 3 to 7. The aim of this book is to give students practice in various worksheets. It covers important topics from the Text books.

This book **CRAZY MATHS** is a major tool to the children for self-study more than the supplement to the main Text books. This book will keep the learners to develop the ability to evaluate, analyze, compare and contrast, and to take decision cause- effect situations which are integral to study and absorb **Mathematics.**

Author

A. Sahaya john Xavier M.Sc. B.Ed.,

- **Key features of this CRAZY MATHS**

1. The language and terms used in this book is simple and receptive.
2. For proper understanding, latest techniques have been used.
3. Topics covered for practice purposes are fact- oriented and summarized in the form of compendium.
4. The gradation of practice / activity is strictly according to the expansion of chapters from classes 3 to 7.
5. Fact- oriented information have been covered to think out of the box.
6. Application- oriented questions have been given to enhance the critical thinking.
7. Connect topics to real life and develop good values among students is decoded in this **CRAZY MATHS.**

This book **CRAZY MATHS** enriched new ideas for Teaching and Learning.

To touch with me:

A. Sahaya john Xavier M.sc.B.Ed.,
Whatsapp: 8870744297

TamilNadu – India.

TABLE OF CONTENTS

1. Numbers
2. Addition
3. Subtraction
4. Multiplication
5. Division
6. Shapes and Patterns
7. Money
8. Fraction
9. Measurement
10. Time
11. Data Handling

LARGE NUMBERS - WORK SHEET – 1

I. Complete the Grid: (1010 to 2000)

1010									**1910**
1020									

1100									**2000**

II. Write the Number name:

1. 146 - One hundred forty six

2. 397 -

3. 453 -

4. 812 -

5. 219 -

6. 508 -

7. 987 -

8. 650 -

2893 - Two thousand eight hundred ninety three

9.

10. 5674 -

11. 4779 -

12. 1380 -

13. 7435 -

14. 3908 -

15. 6400 -

16. 8050 -

17. 1307 -

18. 5000 -

19.

2966 - _____

20. 9999 - _____

_____

LARGE NUMBERS - WORK SHEET - 2

III. Write in numerals :

1. Three hundred ninety seven - _____

2. Seven hundred sixteen - _____

3. Six hundred eighty - _____

4. Two thousand three hundred twenty one - _____

5. One thousand four hundred thirty six - _____

6. Eight thousand two hundred seventy three - _____

7. Five thousand six hundred five - _____

8. Six thousand eight hundred - _____

9. Two thousand four hundred seventy - _____

10. Five thousand seven hundred ninety one - _____

11. Three thousand eighty eight - _____

12. Four thousand - _____

13. Nine thousand one hundred fifteen - _____

14. Six thousand forty five - _____

15. One thousand two - _____

LARGE NUMBERS - WORK SHEET - 3

IV. Fill in the blanks and table :

a)

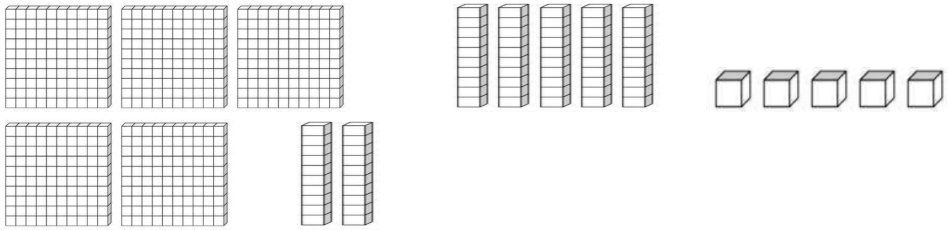

_____hundreds _____tens _____ones

Number	Number name	Abacus
H T O	_____ _____	H T O _____

b)

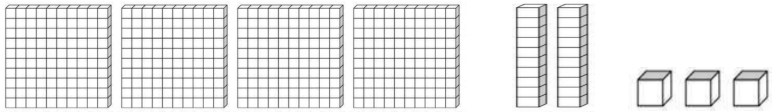

_____hundreds _____tens _____ones

Number	Number name	Abacus
H T O	_____ _____	H T O _____

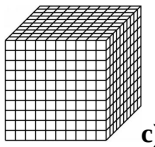

c)

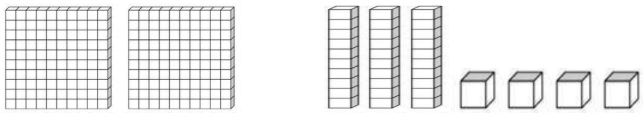

_____ thousands _____hundreds _____tens _____ones

Number	Number name	Abacus
Th H T O	_____ _____	Th H T O _____

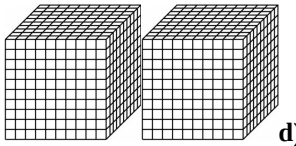

d)

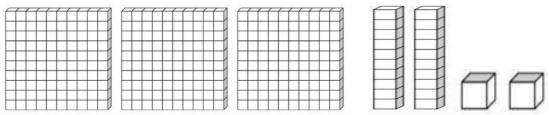

_____ thousands _____hundreds _____tens _____ones

Number	Number name	Abacus
Th H T O	_____ _____	Th H T O _____

LARGE NUMBERS - WORK SHEET – 4

*** Place vale:**

The place value of a digit depends on its place in the number.

*** Face value:**

The face value of a digit is the number itself.

V. Write the place value and face value of the underlined digit :

Number	Place value	Face value
5<u>3</u>2	3 tens (or) 30	3
<u>1</u>75		
69<u>8</u>		
453<u>7</u>	7 thousands (or) 7000	7
9<u>3</u>14		
324<u>8</u>		
27<u>9</u>3		
<u>1</u>958		
909<u>4</u>		
2<u>7</u>50		
90<u>8</u>5		

VI. Write the digits of the number using its place value :

1. 4073 - 4 thousands 0 hundreds 7 tens 3 ones

2. 5698 -

3. 4782 -

4. 5247 -

5. 8285 -

6. 6386 -

7. 9561 -

8. 6284 -

9. 5926- 5 thousands 9 hundreds 2 tens 6 ones

10. 4326 -

11. 2837 -

12. 8903 -

_____

LARGE NUMBERS - WORK SHEET - 6

VII. Write the numbers in Expanded form :

1. 450= 400 + 50 + 0

2. 153= _____

3. 792 = _____

4. 351= _____

5. 604= _____

6. 6029 = 6000 + 0 + 20 + 9

7. 1738 = _____

8. 9464 = _____

9. 1838 = _____

10. 2008= _____

VIII. Write the numbers in Short form :

1.	700 + 0 + 3 = 703	**7.**	4000 + 200 + 5 = 4205
2.	300 + 20 + 6 = _____	**8.**	8000 + 700 + 40 + 6 = _____
3.	100 + 80 + 4 = _____	**9.**	1000 + 100 + 20 + 1 = _____
4.	800 + 50 + 3 = _____	**10.**	3000 + 400 + 90 + 5 = _____
5.	900 + 40 = _____	**11.**	9000 + 70 + 6 = _____
6.	200 + 50 + 3 = _____	**12.**	2000 + 300 + 10 = _____

LARGE NUMBERS - WORK SHEET – 7

IX. Fill in the with > (or) < (or) = sign :

> >

1. 365 396

2. 659 489

3. 920 920

4. 135 385

5. 917 937

6. 179 184

7. 673 763

8. 955 755

9. 880 780

10. 414 404

11. 6489 7489

12. 2930 3920

13. 8395 9835

14. 5831 5381

15. 2520 2502

16. 5004 4005

17. 4312 4312

18. 1209 1209

19. 5754 5574

20. 8730 8703

LARGE NUMBERS - WORK SHEET – 8

*** Predecessor:**

The number just before a given number is its predecessor.

*** Successor:**

X. Write the Predecessor successor

1. 4529 , 4530 **11.** 5355 , 5356

2. _____ , 2785 **12.** 3669, _____

3. _____ , 5637 **13.** 4680 , _____

4. _____ , 6918 **14.** 1067, _____

5. _____ , 8940 **15.** 2756, _____

6. _____ , 1400 **16.** 3980 , _____

7. _____ , 3080 **17.** 7299 , _____

8. _____ , 8300 **18.** 4000 , _____

9. _____ , 5000 **19.** 7999 , _____

10. _____ , 7001 **20.** 6019 , _____

LARGE NUMBERS - WORK SHEET – 9

XI. Arrange the numbers in Ascending order :

1. 2458 , 2679 , 2351 , 2294

2294 , 2351 , 2458 , 2679

2. 5237 , 5754 , 5356 , 5643

3. 6568 , 5686 , 6586 , 6658

4. 4539 , 5439 , 5729 , 7529

5. 3685 , 8625 , 4675 , 2615

6. 7450 , 7250 , 7650 , 7550

7. 2583 , 2538 , 2853 , 2835

8. 3050 , 3500 , 5003 , 3005

9. 9740 , 7940 , 4970 , 9470

10. 2095 , 2995 , 2005 , 2905

LARGE NUMBERS - WORK SHEET – 10

XII. Arrange the numbers in Descending order :

1. 6200 , 6400 , 6100 , 6700

6700 , 6400 , 6200 , 6100

2. 7450 , 1470 , 3540 , 6405

3. 4923 , 4293 , 4329 , 4932

4. 6784 , 4786 , 8746 , 7948

5. 8350 , 5350 , 1350 , 6350

_____

6. 4000 , 1000 , 5000 , 7000

_____

7. 2450 , 2220 , 2420 , 2450

_____

8. 1357 , 9753 , 2468 , 8042

_____

9. 4567 , 5678 , 6789 , 7890

_____

10. 5610 , 5160 , 5061 , 5106

_____

LARGE NUMBERS - WORK SHEET – 11

XIII. Using the digits write the greatest and smallest number :

	Number	Greatest number	Smallest number		Number	Greatest number	Smallest number
1	1 , 5 , 2 , 8	8521	1258	**11**	3 , 0 , 6 , 4	6430	3046
2	7 , 2 , 4 , 6			**12**	9 , 8 , 4 , 2		
3	9 , 3 , 5 , 7			**13**	2 , 1 , 0 , 6		
4	7 , 5 , 0 , 3			**14**	7 , 9 , 3 , 4		
5	6 , 4 , 8 , 2			**15**	6 , 0 , 4 , 0		
6	1 , 9 , 3 , 4			**16**	4 , 8 , 1 , 3		
7	9 , 3 , 8 , 0	9830	3089	**17**	1 , 5 , 6 , 2		

8	6 , 3 , 4 , 2			**18**	7 , 4 , 0 , 9		
9	7 , 1 , 4 , 8			**19**	6 , 5 , 1 , 3		
10	4 , 5 , 9 , 3			**20**	4 , 9 , 2 , 8		

LARGE NUMBERS - WORK SHEET – 12

*** Even:**

The numbers having "0, 2, 4, 6 and 8" at 'Ones' place are called Even numbers.

*** Odd:**

The numbers having "1, 3, 5, 7 and 9" at 'Ones' place are called Odd numbers.

XIV. **Write Odd or Even :**

1. 129 - Odd

2. 468 - _____

3. 464 - _____

4. 862 - _____

5. 456 - _____

6. 8279 - _____

11. 3658- Even

12. 6752- _____

13. 6683- _____

14. 8475- _____

15. 1596- _____

16. 2794- _____

7. 2391 - _____ **17.** 2031- _____

8. 1985 - _____ **18.** 6579- _____

9. 8037 - _____ **19.** 3600- _____

10. 2343 - _____ **20.** 2790- _____

XV. Circle the odd numbers in each row :

1. 2462 , 3463 , 6480 , 4578

2. 9134 , 2744, 1257 , 1020

3. 1022 , 1024 , 1036 , 1049

4. 2037 , 8038 , 3034 , 4038

5. 7564 , 2109 , 1654 , 2710

6. 8950 ,9508 , 5089 , 9850

XVI. Circle the even numbers in each row :

1. 5498 ,7651 , 9052 , 1385

2. 2919 ,2910 , 2939 , 2959

3. 7451 ,6545 , 1046 , 8203

4. 3025 ,4039 , 4903 , 5230

5. 3572 ,5273 , 7523 , 2537

6. 1289 ,9812 , 8921 , 2189

LARGE NUMBERS - WORK SHEET – 13

XVII. Rounding off to the nearest ten :

1. 46 - _____ 8. 978 - _____

2. 92 - _____ 9. 237 - _____

3. 76 - _____ 10. 639 - _____

4. 87 - _____ 11. 286 - _____

5. 35 - _____ 12. 125 - _____

6. 78 - _____ 13. 4524- _____

7. 59 - _____ 14. 6361- _____

XVIII. Rounding off to the nearest hundred :

1. 534- _____ 8. 678 - _____

2. 740- _____ 9. 237 - _____

3. 223- _____ 10. 839 - _____

4. 541- _____ 11. 786 - _____

5. 712- _____ 12. 325 - _____

6. 899- _____ 13. 5524- _____

7. 486- _____ 14. 8361- _____

LARGE NUMBERS - WORK SHEET – 14

XIX. Rounding off to the nearest thousand:

1. 3568 - _____ 13. 4630- _____

2. 6757 - _____ 14. 7542- _____

3. 1269 - _____ 15. 3793- _____

4. 5650 - _____ 16. 1236- _____

5. 7975 - _____

6. 3410 - _____

7. 4294 - _____

8. 1848 - _____

9. 3575 - _____

10. 4684- _____

11. 6967- _____

12. 6794- _____

17. 5269- _____

18. 7927- _____

19. 2985- _____

20. 4056- _____

21. 5755- _____

22. 8073- _____

23. 3884- _____

24. 3500- _____

LARGE NUMBERS -WORK SHEET – 15

XX. Write the number represented on Abacus and answer the question that follow:

a)	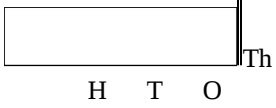	Write the new number if 3 beads are added to the one's column _____
b)	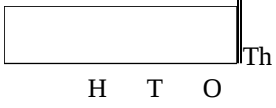	Write the new number if 4 beads are removed from the thousand's column _____
c)		Write the new number if 2 beads are added to the thousand's column _____

d)		Write the new number if 3 beads are removed from the ten's column _____

e)		Write the new number if all the beads are removed from the hundred's column _____
f)		Write the new number if 5 beads are added to the one's column _____
g)		Write the new number if 3 beads are added to the hundred's column and 2 beads are removed from the thousand's column _____
h)		Write the new number if 1 bead is removed from the ten's column and 7 beads are added to the one's column _____

ADDITION - WORK SHEET – 1

Properties of Addition:



- **Property No: 1**

* When ‘one’ is added to a number, the sum is the successor of the given Number.

Example: 36 + 1 = 37
192 + 1 = 193
5427 + 1 = 5428

- **Property No: 2**

* When ‘zero’ is added to a number, the sum is the number itself.

Example: 23 + 0 = 23
767 + 0 = 767

3912 + 0 = 3912

Property No: 3

* A change in the order of the addends does not change the sum.

Example: 274 + 423 = 697
423 + 274 = 697
So, 274 + 423 = 423 + 274

I. Use the properties of addition and fill in the blanks :

1.	32 + 1 = 33	**6.**	490 + 0 = _____
2.	84 + 0 = _____	**7.**	313 + 1 = _____
3.	50 + 30 = 30 + _____	**8.**	684 + _____ = 684
4.	67 + 1 = _____	**9.**	586 + 350 = 350 + _____
5.	0 + 45 = _____	**10.**	_____ + 1 = 269

ADDITION - WORK SHEET – 2

II. Fill in the blanks :

1.	6582 + 10 = 6592	**6.**	4732 + 10 = _____
2.	1664 + 100 = 1764	**7.**	2647 + 1000 = _____
3.	3671 + 1000 = _____	**8.**	9648 + 10 = _____
4.	7536 + 1 = _____	**9.**	4528 + _____ = 4628

5.	3859 + _____ = 4859	**10.**	5619 + 1000 = _____

III. Write the Addition fact for the given numbers :

Example: 183, 498, 315

Addition fact: 183 + 315 = 498

315 + 183 = 498

1) 65 , 23 , 42

Addition fact : _____

_____

2) 357 , 122 , 479

Addition fact : _____

_____

3) 673 , 131 , 542

Addition fact : _____

_____

4) 372 , 985 , 613

Addition fact : _____

_____

5) 267 , 510 , 770

Addition fact : _____

_____

ADDITION - WORK SHEET – 3

IV. Addition of 3 digit with 3 digit number : (without Regrouping)

1)	Th	H	T	O
		6	0	5
	(+)	3	8	1
		9	**8**	**6**

2)	Th	H	T	O
		3	4	9
	(+)	1	3	0

3)	Th	H	T	O
		4	5	7
	(+)	3	1	2

4)	Th	H	T	O
		7	5	0
	(+)	1	4	4

5)	Th	H	T	O
		3	6	1
	(+)	4	2	5

6)	Th	H	T	O
		2	4	6
	(+)	6	3	2

ADDITION - WORK SHEET – 4

V. Addition of 3 digit with 3 digit number : (with Regrouping)

1)	Th	H	T	O
	(1)	(1)	(1)	
		6	5	7
	(+)	5	5	3
	1	**2**	**1**	**0**

2)	Th	H	T	O
		5	3	6
	(+)	2	5	4

3)	Th	H	T	O
		8	4	7
	(+)	1	4	5

4)	Th	H	T	O
		6	4	8
	(+)	2	6	5

5)	Th	H	T	O
		7	6	6
	(+)	1	5	8

6)	Th	H	T	O
		4	5	9
	(+)	2	7	5

ADDITION - WORK SHEET – 5

VI. Addition of 4 digit with 4 digit number : (without Regrouping)

1)	Th	H	T	O
(+)	5	8	3	1
	2	1	2	3

2)	Th	H	T	O
(+)	6	4	2	9
	2	3	3	0

3)	Th	H	T	O
(+)	2	4	6	2
	1	0	3	5

4)	Th	H	T	O
	3	5	0	0
(+)	4	3	5	0

5)	Th	H	T	O
	8	6	0	1
(+)	1	1	8	4

6)	Th	H	T	O
	3	5	3	0
(+)	3	1	3	6

ADDITION - WORK SHEET – 6

VII. Addition of 4 digit with 4 digit number : (with Regrouping)

1)	Th	H	T	O
(1)	(1)	(1)	(1)	
	8	3	6	2
(+)	5	8	8	9
1	**4**	**2**	**5**	**1**

2)	Th	H	T	O
	3	4	7	1
(+)	2	5	8	9

3)	Th	H	T	O
	5	7	1	2
(+)	4	4	6	6

4)	Th	H	T	O
	7	6	2	7
(+)	3	1	9	6

5)	Th	H	T	O
	8	4	2	5
(+)	7	9	9	5

6)	Th	H	T	O
	2	3	6	9
(+)	1	9	6	0

ADDITION - WORK SHEET – 7

VIII. Word Problem:

1. There were 827 boys and 835 girls on the playground for mass drill. How many children were on the playground altogether?

	Th	H	T	O

2. A poultry farm produce s 1635, 1876 eggs in two consecutive days. How many eggs altogether are produced in these days?

	Th	H	T	O

3. An orchard has 2874 mango trees, 1493 jack fruit trees and 2560 coconut tree. How many trees are there in all in the orchard?

	Th	H	T	O

4. If 4508 men and 2987 women live in a village, what is the total population of men and women in the village?

	Th	H	T	O

SUBTRACTION - WORK SHEET - 1

Properties of Subtraction:

Property No: 1

* When 'one' is subtracted to a number, the difference is the predecessor Of the given number.

Example: 59 - 1 = 58
283 - 1 = 282
8126 - 1 = 8125

Property No: 2

* When 'zero' is subtracted to a number, the difference is the number itself.

Example: 81 - 0 = 71
967 - 0 = 967
1803 - 0 = 1803

Property No: 3

* When a number is subtracted from itself the difference is always 'zero'

Example: 604 - 604 = 0
2056 - 2056 = 0

IX. Use the properties of subtraction and fill in the blanks :

1.	64 - 1 = _____63_____	**11.**	348 - 0 = _____
2.	59 - 0 = _____	**12.**	726 - 1 = _____
3.	93 - 93 = _____	**13.**	545 - _____ = 545
4.	248 - 1 = _____	**14.**	123 - 123 = _____

5.	756 - _____ = 0	**15.**	432 - _____ = 431

X. Fill in the blanks :

1.	5977 - 10 = 5967	**11.**	3564 - 10 = _____
2.	9384 - 100 = 9284	**12.**	5876 - 1000 = _____
3.	2482 - 1000 = _____	**13.**	1839 - 10 = _____
4.	7296 - 1 = _____	**14.**	2873 - _____ = 2773
5.	3981 - _____ = 2981	**15.**	8371 - 1000 = _____

SUBTRACTION - WORK SHEET - 2

XI. Write the Subtraction fact for the given numbers :

Example: 478, 265, 213

Subtraction fact: 478 – 265 = 213

478 – 213 = 265

1) 850 , 250 , 600

Subtraction fact: _____

_____

2) 795 , 375 , 420

Subtraction fact: _____

_____

3) 569 , 237 , 332

Subtraction fact: _____

_____

4) 6957 , 4410 , 2537

Subtraction fact: _____

_____

5) 8625 , 3401 , 5224

Subtraction fact: _____

_____

SUBTRACTION - WORK SHEET – 3

XII. Subtraction of 4 digit with 4 digit number : (without Regrouping)

1)	Th	H	T	O
	8	5	2	9
(-)	5	1	0	5
	3	4	2	4

2)	Th	H	T	O
	5	3	6	7
(-)	4	1	4	3

3)	Th	H	T	O
	7	6	8	4
(-)	5	3	2	0

4)	Th	H	T	O
	4	3	8	9
(-)	2	2	5	7

5)	Th	H	T	O
	8	2	6	8
(-)	2	1	5	3

6)	Th	H	T	O
	7	5	8	6
(-)	4	0	8	5

XIII. Subtraction of 4 digit with 4 digit number : (with Regrouping)

1)	Th	H	T	O
	◯	◯	◯	◯
	8	5	0	6
(-)	5	7	5	9
	2	**7**	**4**	**7**

2)	Th	H	T	O
	7	5	3	1
(-)	4	2	1	6

3)	Th	H	T	O
	6	5	2	7
(-)	3	1	0	9

4)	Th	H	T	O
	4	2	3	4
(-)	2	1	0	8

5)	Th	H	T	O
	5	1	3	0
(-)	3	1	2	5

6)	Th	H	T	O
	9	5	3	4
(-)	5	1	1	7

SUBTRACTION - EWORK SHEET – 4

XIV. Word Problem:

1. A Story book contains 275 pages. Arjun has read 161 pages. About how many pages are left to read for him?

	H	T	O
No. of pages Story book contains			
No. of pages Arjun read			
No. of pages left for him to read			

2. Jenya has 236 sketches. She gives 134 of them away to Veni. How many Sketches does Jenya have left?

	H	T	O

3. Sana had 694 dollars. She spent 432 dollars for shopping. How many dollars did Sana have left?

	H	T	O

4. Rahul got a box of 290 crayons for his birthday. At the end of the school year, he only had 139 left. How many crayons had been given away?

	H	T	O

5. A colouring book contains 250 pages. Sunil has coloured 185 pages. About how many pages are left to colour?

	Th	H	T	O

6. A gardener planted 5007 saplings in a park. Heavy rains damaged 1248 saplings. How many saplings were saved?

	Th	H	T	O

7. A box can hold 5550 marbles. If Rohan has 3254 marbles, how many more marbles does he need to fill the box completely?

	Th	H	T	O

8. Of a total of 3450 bottles of apple drink, 1450 were supplied to the school canteen. How many bottles of apple drink were not delivered?

	Th	H	T	O

Multiplicand: The number to be multiplied is called **multiplicand**.

Multiplier: The number by which we multiply is the **multiplier**.

Product: The result (answer) of multiplication is called **Product**.

Factors: The multiplicand and the multiplier are also called **Factors**.

'X' is the sign of multiplication

Example: 3 x 4 = 12

Multiplicand = 3

Multiplier = 4

Multiplication

Properties of Multiplication:

Property No: 1

* Any number multiplied by '1', the product will be the number itself.

Example: 94 x 1 = 94, 672 x 1 = 672, 4853 x 1 = 4853

Property No: 2

* Any number multiplied by '0', the product will be zero.

Example: 59 x 0 = 0, 734 x 0 = 0, 2561 x 0 = 0

Property No: 3

* If the multiplicand and the multiplier are interchanged, the

MULTIPLICATION - WORK SHEET – 1

XV. Identify the multiplicand, multiplier, product and the factors of the following:

S.No.	Multiplication fact	Multiplicand	Multiplier	Product	Factors
a.	2 x 6 = 12	2	6	12	2 , 6
b.	3 x 9 = 27				
c.	7 x 6 = 42				
d.	5 x 3 = 15				

e.	4 x 5 = 20				
f.	8 x 7 = 56				
g.	5 x 9 = 45				
h.	2 x 5 = 10				
i.	7 x 3 = 21				
j.	9 x 4 = 36				
k.	7 x 7 = 49				
l.	5 x 8 = 40				
m.	4 x 6 = 24				
n.	9 x 7 = 63				

MULTIPLICATION - WORK SHEET – 2

I. Use the properties of multiplication and fill in the blanks :

1.	32 x 1 = _____32_____	**16.**	467 x 0 = _____
2.	75 x 0 = _____	**17.**	743 x 1 = _____
3.	12 x 46 = 46 x _____	**18.**	215 x _____ = 215
4.	27 x 1 = _____	**19.**	471 x 597 = _____ x 471
5.	59 x _____ = 0	**20.**	400 x _____ = 400
6.	63 x 1 = _____	**21.**	517 x 0 = _____
7.	14 x 0 = _____	**22.**	862 x 1 = _____
8.	35 x _____ = 35	**23.**	373 x 645 x 0 =

			_____
9.	23 x 86 = _____ x 23	**24.**	845 x _____ = 845
10.	40 x 1 = _____	**25.**	484 x 23 x 0 = _____
11.	69 x _____ = 69	**26.**	184 x 1 = _____
12.	97 x 34 x 0 = _____	**27.**	915 x 0 = _____
13.	26 x _____ = 26	**28.**	278 x _____ = 278
14.	39 x 30 = 30 x _____	**29.**	734 x 575 = _____ x 734
15.	56 x _____ = 56	**30.**	481 x 1 = _____

MULTIPLICATION - WORK SHEET – 3

I. Fill in the blanks :

1.	46 x 10 = 460	**16.**	214 x 10 = 2140
2.	76 x 100 = 7600	**17.**	813 x 1000 = 813000
3.	32 x 1000 = 32000	**18.**	297 x 10 = _____
4.	28 x 1 = _____	**19.**	132 x _____ = 132
5.	56 x _____ = 560	**20.**	654 x 1000 = _____
6.	15 x 10 = _____	**21.**	121 x 10 = _____
7.	63 x 100 = _____	**22.**	324 x _____ = 32400
8.	75 x _____ = 7500	**23.**	755 x 10 = _____
9.	46 x 1000 = _____	**24.**	896 x 100 = _____

10.	39 x _____ = 39	**25.**	504 x _____ = 504
11.	894 x 100 = _____	**26.**	274 x 10 = _____
12.	488 x 1 = _____	**27.**	513 x _____ = 513000
13.	735 x _____ = 73500	**28.**	849 x 1000 = _____
14.	335 x 10 = _____	**29.**	555 x 10 = _____
15.	631 x 1000 = _____	**30.**	368 x 100 = _____

MULTIPLICATION - WORK SHEET – 4

I. Fill in the blanks:

1. If one dozen is 12, how much is 4 dozen? ___12 x 4 = 48_____
2. How many days are there in 6 months if each month has 30 days? _____
3. A triangle has 3 sides, how many sides are the in 7 triangles? _____
4. If a clock has 2 hands, how many hands will 8 clocks have? _____
5. How many legs will 9 girls have? _____
6. How many days are there in 3 weeks? _____
7. How many legs will 7 chairs have? _____
8. How many legs will 6 bears have? _____
9. How many wheels will 9 cars have? _____
10. How many legs will 15 ostriches have? _____

II. Find the product:

4 x 3 = 12	6 x 5 =	8 x 6 =
6 x 7 =	2 x 9 =	5 x 3 =
5 x 4 =	7 x 4 =	6 x 6 =
8 x 9 =	5 x 5 =	2 x 4 =
4 x 6 =	8 x 7 =	9 x 8 =
2 x 8 =	6 x 3 =	3 x 9 =
7 x 2 =	9 x 9 =	4 x 8 =
8 x 8 =	3 x 8 =	7 x 5 =

10 x 3 =	2 x 6 =	8 x 2 =
3 x 7 =	9 x 5 =	4 x 6 =

MULTIPLICATION - WORK SHEET – 5

I. Write the Multiplication fact for the given repeated addition fact :

S.No.	Repeated addition fact	Multiplication fact
1.	4 + 4 + 4 + 4 + 4 + 4 + 4 = 28	4 x 7 = 28
2.	7 + 7 + 7 + 7 + 7 = 35	
3.	2 + 2 + 2 + 2 + 2 + 2 + 2 + 2 + 2 = 18	
4.	6 + 6 + 6 + 6 + 6 + 6 + 6 = 42	
5.	9 + 9 + 9 + 9 + 9 + 9 + 9 + 9 = 72	
6.	5 + 5 + 5 + 5 + 5 + 5 = 30	
7.	3 + 3 + 3 + 3 + 3 = 15	
8.	10 + 10 + 10 + 10 + 10 + 10 = 60	
9.	8 + 8 + 8 + 8 + 8 + 8 + 8 = 56	
10.	4 + 4 + 4 + 4 + 4 + 4 = 24	
11.	6 + 6 + 6 + 6 + 6 + 6 = 36	
12.	2 + 2 + 2 + 2 + 2 + 2 + 2 + 2 = 16	
13.	7 + 7 + 7 + 7 + 7 + 7 + 7 + 7 + 7 = 63	
14.	5 + 5 + 5 + 5 + 5 = 25	
15.	9 + 9 + 9 + 9 + 9 + 9 = 54	

II. W rite the repeated addition fact for the given multiplication fact :

S.No.	Multiplication fact	Repeated addition fact

1.	6 x 8 = 48	6 + 6 + 6 + 6 + 6 + 6 + 6 + 6 = 48
2.	4 x 5 = 20	
3.	3 x 9 = 27	
4.	8 x 4 = 32	
5.	6 x 8 = 48	
6.	5 x 9 = 45	
7.	4 x 4 = 16	
8.	2 x 10 = 20	
9.	7 x 3 = 21	
10.	9 x 8 = 72	
11.	3 x 4 = 12	
12.	4 x 6 = 24	
13.	9 x 2 = 18	
14.	5 x 5 = 25	
15.	2 x 5 = 10	

MULTIPLICATION - WORK SHEET – 6

I. Multiplication of 2 digit with 1 digit number: (without and with regrouping)

1)	**H**	**T**	**O**
		3	2
	(x)		2

2)	**H**	**T**	**O**
		3	1
	(x)		3

3)	**H**	**T**	**O**
		4	2
	(x)		2

4)	**H**	**T**	**O**
		1	4

5)	**H**	**T**	**O**
		2	0

6)	**H**	**T**	**O**
		3	4

	(x)		2

	(x)		2

	(x)		2

7)	**H**	**T**	**O**
		5	2
	(x)		3

8)	**H**	**T**	**O**
		7	8
	(x)		4

9)	**H**	**T**	**O**
		4	6
	(x)		2

10)	**H**	**T**	**O**
		9	6
	(x)		5

11)	**H**	**T**	**O**
		5	0
	(x)		6

12)	**H**	**T**	**O**
		6	6
	(x)		8

MULTIPLICATION - WORK SHEET – 7

I. Multiplication of 3 digit with 1 digit number: (without Regrouping)

1)	**Th**	**H**	**T**	**O**
		2	3	1
	(x)			2
		4	**6**	**2**

2)	**Th**	**H**	**T**	**O**
		1	2	3
	(x)			3

3)	**Th**	**H**	**T**	**O**
		2	0	2
	(x)			4

4)	**Th**	**H**	**T**	**O**
		3	1	3
	(x)			3

5)	**Th**	**H**	**T**	**O**
		1	0	3
	(x)			2

6)	**Th**	**H**	**T**	**O**
		4	2	0
	(x)			2

7)	**Th**	**H**	**T**	**O**
		1	1	0
	(x)			9

8)	**Th**	**H**	**T**	**O**
		2	1	2
	(x)			4

9)	**Th**	**H**	**T**	**O**
		2	2	4
	(x)			2

10)	Th	H	T	O
		1	0	1
	(x)			5

11)	Th	H	T	O
		4	4	0
	(x)			2

12)	Th	H	T	O
		3	0	0
	(x)			3

MULTIPLICATION - WORK SHEET – 8

I. Multiplication of 3 digit with 1 digit number: (with Regrouping)

1)	Th	H	T	O
	(1)	(1)	(1)	
		3	5	6
	(x)			3
	1	**0**	**6**	**8**

2)	Th	H	T	O
		4	1	6
	(x)			2

3)	Th	H	T	O
		5	4	0
	(x)			4

4)	Th	H	T	O
		6	3	1
	(x)			5

5)	Th	H	T	O
		5	7	2
	(x)			3

6)	Th	H	T	O
		8	3	9
	(x)			4

7)	Th	H	T	O
		9	3	8
	(x)			2

8)	Th	H	T	O
		6	1	6
	(x)			3

9)	Th	H	T	O
		7	2	8
	(x)			4

10)	Th	H	T	O
		4	7	9

11)	Th	H	T	O
		7	7	2

12)	Th	H	T	O
		8	7	4

	(x)			5

	(x)			4

	(x)			3

MULTIPLICATION - WORK SHEET – 9

I. Multiplication of 2 digit with 2 digit number: (without Regrouping)

1)	**H**	**T**	**O**
		4	2
(x)		2	1
		4	2
(+)	8	4	*
	8	**8**	**3**

2)	**H**	**T**	**O**
		3	4
(x)		2	0
(+)			

3)	**H**	**T**	**O**
		2	4
(x)		1	2
(+)			

4)	**H**	**T**	**O**
		3	1
(x)		3	0
(+)			

5)	**H**	**T**	**O**
		4	4
(x)		2	2
(+)			

6)	**H**	**T**	**O**
		4	0
(x)		2	1
(+)			

7)	**H**	**T**	**O**
		4	2
(x)		1	2
(+)			

8)	**H**	**T**	**O**
		9	5
(x)		1	0
(+)			

9)	**H**	**T**	**O**
		7	6
(x)		1	1
(+)			

MULTIPLICATION - WORK SHEET – 10

I. Multiplication of 2 digit with 2 digit number: (with Regrouping)

1)	Th	H	T	O
			6	3
(x)			5	4
		2	5	2
(+)	3	1	5	*
	3	**4**	**0**	**2**

2)	Th	H	T	O
			3	9
(x)			2	5
(+)				

3)	Th	H	T	O
			7	3
(x)			3	2
(+)				

4)	Th	H	T	O
			4	6
(x)			2	6
(+)				

5)	Th	H	T	O
			8	5
(x)			5	4
(+)				

6)	Th	H	T	O
			9	4
(x)			5	7
(+)				

7)	Th	H	T	O
			6	3
(x)			2	3
(+)				

8)	Th	H	T	O
			9	6
(x)			8	7
(+)				

9)	Th	H	T	O
			4	7
(x)			6	8
(+)				

MULTIPLICATION - WORK SHEET – 11

I. Word Problem:

1. Kamal bought 4 boxes of pencils. Each box had 20 pencils. How many pencils Did Kamal have?

	H	T	O

2. The cost of a towel is Rs.225. How much money is needed to buy 8 towels?

	Th	H	T	O

3. One basket of tomatoes contains 368 tomatoes. How many tomatoes does 9 basket contain?

	Th	**H**	**T**	**O**

4. A packet contains 150 chocolates. How many chocolates are there in 7 such Packets?

	Th	**H**	**T**	**O**

5. A jumbo matchbox contains 235 matchsticks. How many matchsticks will be there in 6 such matchboxes?

	Th	**H**	**T**	**O**

6. An article in a magazine has 8 words in a line. If the article has 175 lines, how many words are there in the article?

	Th	**H**	**T**	**O**

7. 350 kg of rice was there in one sack. How much will be there in 4 such sacks?

	Th	**H**	**T**	**O**

8. A tricycle has 3 wheels. Find out the total number of wheels on 138 such tricycles.

	Th	H	T	O

MULTIPLICATION TABLES

2 Tables	3 Tables	4 Tables	5 Tables	6 Tables	7 Tables
1 x 2 =					
2 x 2 =					
3 x 2 =					
4 x 2 =					
5 x 2 =					
6 x 2 =					
7 x 2 =					
8 x 2 =					
9 x 2 =					
10 x 2 =					
11 x 2 =					
12 x 2 =					

8 Tables	9 Tables	10 Tables	11 Tables	12 Tables

DIVISION

Properties of Division

Property No: 1

* When we divide a number by 1, the quotient is the number itself.

Example: 6 ÷ 1 = 6, 84 ÷ 1 = 84, 506 ÷ 1 = 506

Property No: 2

* When we divide zero by a number (except zero) the quotient is always zero.

Example: 0 ÷ 8 = 0, 0 ÷ 16 = 0, 0 ÷ 283 = 0

Property No: 3

* When we divide a number by itself, the quotient is always 1.

Example: 4 ÷ 4 = 1, 73 ÷ 73 = 1, 912 ÷ 912 = 1

Property No: 4

* A number cannot be divided by 0.

Example: 22 ÷ 0 = Not defined, 69 ÷ 0 = Not defined, 340 ÷ 0 = Not defined.

35 ÷ 5 = 7

07 ----------▯ Quotient

Dividend = (Quotient x Divisor) + Remainder



DIVISION - WORK SHEET – 1

I. Use the properties of division and fill in the blanks:

1.	65 ÷ 1 = 65	**6.**	334 ÷ 0 = _____
2.	0 ÷ 234 = 234	**7.**	530 ÷ 1 = _____
3.	876 ÷ 876 = 1	**8.**	0 ÷ 265 = _____
4.	134 ÷ 0 = not defined	**9.**	596 ÷ 596 = _____
5.	638 ÷ _____ = 638	**10.**	257 ÷ _____ = not defined

I. Divide by 10, 100 and 1000:

Sr.no.	Divide	Quotient	Remainder
1	430 ÷ 10	43	0
2	6300 ÷ 100		
3	2000 ÷ 1000		
4	380 ÷ 10		
5	5400 ÷ 100		

DIVISION - WORK SHET – 2

I. Write the Dividend, divisor, quotient, remainder for the given division:

S.No	Divide	Dividend	Divisor	Quotient	Remainder
1	42 ÷ 6 = 7	42	6	7	0
2	56 ÷ 8 = 7				
3	27 ÷ 3 = 9				
4	36 ÷ 6 = 6				
5	81 ÷ 9 = 9				

I. Write the division fact for the given multiplication:

S.No.	Multiplication	Division fact	
1.	9 x 8 = 72	72 ÷ 8 = 9	72 ÷ 9 = 8
2.	8 x 5 = 40		
3.	3 x 6 = 18		
4.	6 x 7 = 42		
5.	9 x 5 = 45		

DIVISION - WORKSHEET – 3

I. Division of 2 digit by 1 digit number: (without and with Regrouping)

1) 16 ÷ 2 08 2 16 (-) 16 0 Quotient = 8 Remainder = 0	**2)** 27 ÷ 3 Quotient = Remainder =	**3)** 30 ÷ 5 Quotient = Remainder =
4) 36 ÷ 4 Quotient = Remainder =	**5)** 14 ÷ 2 Quotient = Remainder =	**6)** 36 ÷ 6 Quotient = Remainder =

DIVISION - WORK SHET – 4

I. Division of 3 digit by 1 digit number: (without Regrouping)

1) 693 ÷ 3 2 3 1	**2)** 486 ÷ 2	**3)** 244 ÷ 4

3 6 9 3 (-) 6 0 9 (-) 9 0 3 (-) 3 0 Quotient = 231 Remainder = 0	Quotient = Remainder =	Quotient = Remainder =
7) 500 ÷ 5 Quotient = Remainder =	**8)** 448 ÷ 4 Quotient = Remainder =	**9)** 804 ÷ 2 Quotient = Remainder =

DIVISION - WORK SHET – 5

I. Division of 3 digit by 1 digit number: (with Regrouping)

1) 581 ÷ 4 1 4 5 4 5 8 1 (-) 4 1 8	**2)** 737 ÷ 2	**3)** 430 ÷ 3

(-) 1 6 2 1 (-) 2 0 1 Quotient = 145 Remainder = 1	Quotient = Remainder =	Quotient = Remainder =
4) 853 ÷ 4 Quotient = Remainder =	**5)** 907 ÷ 2 Quotient = Remainder =	**6)** 472 ÷ 3 Quotient = Remainder =

DIVISION - WORK SHEET – 6

I. Word Problem:

1. 36 pencils are equally divided among 3 children. How many pencils does each child get?

Total No. of pencils = 36	12 3 36 - 3 06 - 6 0
No. of children = 3	
No. of pencils does each child got = 36 ÷ 3 = 12	

2. There are 84 apples in 2 boxes. How many apples are there in each box?

3. One packet of juice can fill 5 glasses. If there are 865 guests at a party, how many packets of juice will be needed?

4. 963 children can sit in a hall. If 3 children can sit in a desk, how many desks are needed for all of them?

SHAPES - WORK SHEET - 1

Different types of Lines

Horizontal Line (Sleeping line) Vertical line (Standing line) Slanting line (Oblique line) Curved Line

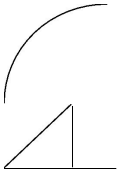

Point:

A dot (.) represents by a point. A point is an exact position on a plane surface. It is usually denoted by a dot.

Line:

A line AB extended endlessly on both sides is called a line and we denote it by AB. A
B

Line Segment:

A line segment is a part of a line and has a fixed length. It has two fixed end points. A
B

Ray:







Plane Shapes (2D Shapes)	Solid Shapes (3D Shapes)
• They are two dimensional. • They have length and breadth. • They have only one face. 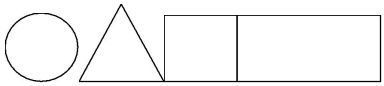	• They are three dimensional. • They have length breadth and height. • They have many faces. 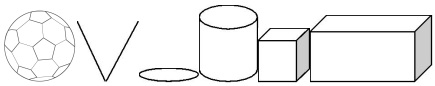

I. Identify the Shapes :



_____ _____ _____ _____ _____



_____ _____ _____ _____

SHAPES - WORK SHEET – 2

2D Shapes

I. Identify and write the number of sides and corners (vertices) of each figure :

1. Square

2. _____

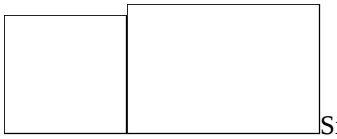

Sides: _____ Sides: _____

Corners: _____ Corners: _____

Example: _____ Example:_____

3. _____

4. _____

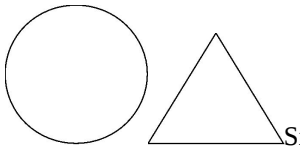

Sides:_____ Sides: _____

Corners: _____ Corners: _____

Example: _____ Example:_____

II. What shape do these have? tick the correct answer :

1. The surface of half an orange (Circle / Square)
2. The surface of your foot ruler (Triangle / Rectangle)
3. The shape of a sign board (Triangle / Circle)
4. The head of a nail (Square / Circle)
5. Top of the table (Rectangle / Circle)
6. The face of the sun (Triangle / Circle)
7. A postcard (Square / Rectangle)
8. The surface of a sandwich (Triangle / Circle)
9. The shape of a hand kerchief (Square / Rectangle)
10. The green board in your class (Circle / Rectangle)

SHAPES - WORK SHEET – 3

3D Shapes

I. Count and write the number of faces, edges and corners (or) vertices of each figure:

1. Cube : **2. Cuboid :**

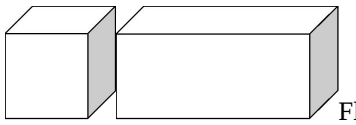

Flat faces: _____ Flat faces: _____

Corners : _____ Corners : _____

Edges : _____ Edges : _____

Example: _____ Example: _____

3. Sphere: **4. Cone:**



Curved faces: _____ Flat faces: _____

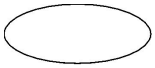

Corners : _____ Curved faces: _____

Edges : _____ Corners : _____

Example: _____ Edges : _____

Example: _____

5. **Cylinder:**

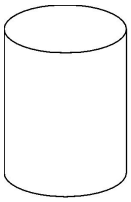

Flat faces: _____

Curved faces: _____

Edges : _____

Corners : _____

Example: _____

II. Choose the correct answer:

1. A cube has all _____ of the same size.
   a. Faces b. curve
2. There are two _____ surfaces in a cylinder.
   a. Flat b. curved
3. The number of edges in cuboid is _____.
   a. 8 b. 12
4. A shape with no vertex, edge or flat surface is called a _____.
   a. sphere b. cone
5. Half of a sphere is called a _____. a. hemisphere b. circle
6. _____ Faces of a cuboid are identical.
   a. Same b. opposite
7. If many equal squares are stacked, they will form a _____.
   a. Rectangle b. triangle
8. Which of the following is the best example of a sphere?
   a. A b.
9. Select the odd one out.

a. 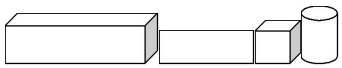 b. c. d.

10. Which one of the following shapes has two circular ends?

a. . b. c. d.

III. Identify the shapes of the following objects:

1. A Dice ___Cube_____
2. A candle _____
3. A cricket ball _____
4. An ice cream _____
5. An orange _____
6. A Pencil box _____

IV. I am a solid shape. Name the object and its shape :

1. You use me to flatten dough balls for making chapatti_____
2. A cricketer jumps to catch me when I bounce _____
3. You spread jam in between the two loaves of me _____
4. You put mehandi in me to make design on your palms _____

PATTERNS AND SYMMETRY - WORK SHEET – 4

PATTERNS

1. Continue the pattern by using different shapes

a)

_____ , _____

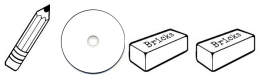

b)

_____ , _____

2. Continue the pattern by using different colors



a)

b)

3. Continue the pattern by increasing number of objects



a)

_____ , _____

b)



_____ , _____

4. Continue the pattern by decreasing number of objects

a)

_____ , _____

b)

_____ , _____

5. Continue the pattern by using Number pattern:

a) 400, 450, 500, 550, _____ , _____ , _____

b) 3 , 6 , 9 , 12 , _____ , _____ , _____

6. Continue the pattern by using Alphabet pattern:

a) PQ , QR , RS , ST , _____ , _____ , _____

b) Aa , Bb , Cc , Dd , _____ , _____ , _____

7. 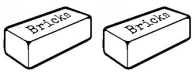 **Continue the pattern:**

a)

_____ , _____

b)

_____ , _____

8. Continue the tiling pattern

a)

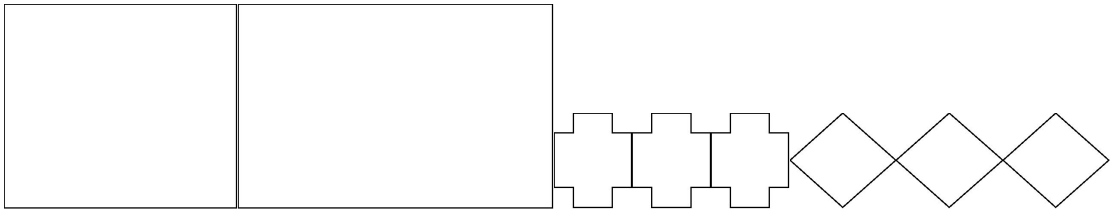

b)

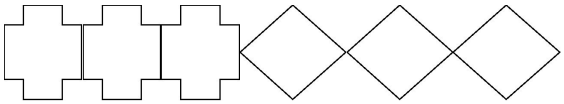

PATTERNS AND SYMMETRY - WORK SHEET – 5

SYMMETRY

I. Draw a line of symmetry to divide each of the following into two similar halves (if possible):

0 1 2 3 4 5 6 7 8 9

II. Draw a line of symmetry which is divided into horizontally and vertically:

A B C D E F G H I J K L M

N O P Q R S T U V W X Y Z

III. Draw a mirror line to divide each of the following into two similar halves





(If possible):






IV. Draw the half of the remaining figure to complete the symmetry:

MONEY – WORK SHEET - 1

₹ **The Indian currency symbol is “ ” (Rupees)**

I. Write the amount in long forms:

a. ₹ 38.25

Thirty eight rupees twenty five paise (or)
38 rupees 25 paise

b. ₹ 14.50

c. ₹ 27

d. ₹ 43.12

e. ₹ 857.04

f. ₹ 278.83

g. ₹ 145.00

h. ₹ 3624.65

MONEY – WORK SHEET - 2

II. Write the amount in short form:

a. ₹43 rupees 6 paise = 43.06
b. 54 rupees 60 paise = _____
c. Twenty eight rupees ninety five paise = _____
d. Fifty nine rupees = _____
e. 56 rupees 34 paise = _____
f. 78 rupees 23 paise = _____
g. 35 rupees = _____
h. 2 rupees 55 paise = _____
i. 52 rupees 76 paise = _____

j. Seventy rupees eighty paise = _____

k. 23 rupees 3 paise = _____

l. 11 rupees = _____

m. 86 rupees 70 paise = _____

n. Forty seven rupees three paise = _____

o. Eighty rupees seventy five paise = _____

p. 36 rupees = _____

q. 68 rupees 46 paise = _____

r. 512 rupees 50 paise = _____

s. 705 rupees 20 paise = _____

t. Four hundred sixty rupees thirty paise = _____

u. One hundred fifty six rupees = _____

v. 548 rupees 82 paise = _____

w. 275 rupees 2 paise = _____

x. 708 rupees 60 paise = _____

y. 671 rupees 8 paise = _____

z. 820 rupees = _____

MONEY – WORK SHEET - 3

III. Convert ____ Rupees into paise:

₹ 1 = 100 paise

a. ₹ 54.60 = (54 x 100 p) + 60 p

= 5400 p + 60 p = 5460 p

b. ₹ 86.15= _____

= _____

c. ₹ 32.60= _____

= _____

d. ₹ 29.25= _____

= _____

e. ₹ 4.65 = _____

= _____

f. ₹ 67.00= _____

= _____

g. ₹ 15.90= _____

= _____

h. ₹ 7.20 = _____

= _____

i. ₹ 34.20= _____

= _____

j. ₹ 20.50= _____

= _____

MONEY – WORK SHEET - 4

IV. Convert Paise into Rupees:

₹100 paise = 1

a. ₹265 paise = 265 ÷ 100 = 2. 65

b. 564 paise = _____

c. 467 paise = _____

d. 270 paise = _____

e. 633 paise = _____

f. 559 paise = _____

g. 260 paise = _____

h. 785 paise = _____

i. 190 paise = _____

j. 968 paise = _____

k. 490 paise = _____

l. 565 paise = _____

m. 305 paise = _____

n. 172 paise = _____

o. 485 paise = _____

p. 300 paise = _____

q. 987 paise = _____

r. 205 paise = _____

s. 720 paise = _____

t. 610 paise = _____

MONEY – WORK SHEET – 5

V. Add:

a. ₹₹₹₹₹ 43.25 + 15.50 b. 75.60 + 36.40

₹₹ P P

4 3 . 2 5 7 5 . 6 0

_____ + 1 5 . 5 0 + 3 6 . 4 0

_____ 5 8 . 7 5

₹Ans: 58. 75 Ans: _____

c. ₹₹₹₹₹ 93.30 + 28.65 d. 59.50 + 37.45

₹₹ P P

9 3 . 3 0 5 9 . 5 0

_____ + 2 8 . 6 5 + 3 7 . 4 5

_____

Ans: _____ Ans: _____

e. ₹₹₹₹₹ 72.50 + 10.75 f. 63.55 + 24.20

₹₹ P P

7 2 . 5 0 6 3 . 5 5

_____ + 1 0 . 7 5 + 2 4 . 2 0

_____

Ans: _____ Ans: _____

g. ₹₹₹₹₹ 64.50 + 33.50 h. 18.40 + 11.20

₹₹ P P

6 4 . 5 0 1 8 . 4 0

_____ + 3 3 . 5 0 + 1 1 . 2 0

_____

Ans: _____ Ans: _____

MONEY – WORK SHEET - 6

VI. Subtract:

₹₹₹₹₹a. 58.60 - 43.52 b. 86.25 - 36.45

₹₹ P P

5 8 . 6 0 8 6 . 2 5

_____ - 4 3 . 5 2 - 3 6 . 4 5

₹_____ 1 5 . 0

8

Ans: 15.08 Ans: _____

₹₹₹₹₹c. 97.65 - 32.25 d. 48.50 - 15.70

₹ P P

9 7 . 6 5 4 8 . 5 0

_____ - 3 2 . 2 5 - 1 5 . 7 0

_____

Ans: _____ Ans: _____

₹₹₹₹e. 63.80 - 25.80 f. 59.75 - 19.25

₹₹ P P

6 3 . 8 0 5 9 . 7 5

_____ - 2 5 . 8 0 - 1 9 . 2 5

_____

₹Ans: _____ Ans: _____

₹₹₹g. 83.90 - 63.35 h. 70.95 - 26.55

₹₹ P P

8 3 . 9 0 7 0 . 9 5

_____ - 6 3 . 3 5 - 2 6 . 5 5

_____

Ans: _____ Ans: _____

MONEY – WORK SHEET - 7

VII. ₹Multiply:

a. ₹₹ 73.70 x 5 b. 68.25 x 3

₹ P P

7 3 . 7 0 6 8 . 2 5

_____x 5 x 3

_____ 3 6 8 . 5 0

₹Ans: 368.50 Ans: _____

₹₹ c. 47.80 x 2 d. 39.65 x 6

₹₹ P P

4 7 . 8 0 3 9 . 6 5

_____x 2 _____x 6

_____

₹Ans: _____ Ans: _____

₹ e. 86.30 x 4 f. 57.85 x 7

₹₹ P P

8 6 . 3 0 5 7 . 8 5

_____x 4 _____x 7

Ans: _____ Ans: _____

₹₹ g. 79.57 x 5 h. 31.35 x 8

₹₹ P P

7 9 . 5 7 3 1 . 3 5

_____x 5 _____x 8

Ans: _____ Ans: _____

MONEY – WORK SHEET - 8

VIII. ₹Divide:

a. ₹ 74.52 ÷ 2 b. 65.40 ÷ 5

3 7 . 2 6

2 7 4 . 5 2 5 6 5 . 4 0

6

1 4

1 4

0 0 5

4

1 2

1 2

0

Ans: _____ Ans: _____

₹₹ c. 69.60 ÷ 6 d. 28.40 ÷ 7

6 6 9 . 6 0 7 2 8 . 4 0

Ans: _____ Ans: _____

d. ₹₹ 32.40 ÷ 8 f. 81.90 ÷ 9

8 32.40 9 81.90

Ans: _____ Ans: _____

MONEY – WORK SHEET - 9

IX. **Add:**

a. + + = _____

b. + + = _____

c. + + + = _____

d. + + + + = _____

e. + + + = _____

f. + + = _____

g. + + = _____

h. + + + = _____

i. + + + = _____

j. + + + = _____

k. + + + = _____

MONEY – WORK SHEET – 10

X. Bills

1. ₹Renu went to a stationary shop. She bought 5 pens for 10.00 each, 4 pencil boxes for₹₹ 15.00 each, 3 eraser for 5.00, and 4 sharpener for 3.00 each. Prepare a bill for Renu's items.

S.No.	Name of the Item	Rate per Item	Quantity	₹ . P
1	Pen			
2	Pencil box			
3	Eraser			
4	Sharpener			
			Total	

2. ₹₹Rahul went to a shop. He bought 5 notebooks for 20.00 each, 2 crayon boxes for ₹₹ 50.00 each, 2 oil pastels for 25.00, 6 charts for 5.00 each. Prepare a bill for Rahul's items.

S.No.	Name of the Item	Rate per Item	Quantity	₹ . P
1	Un-ruled notebook			
2	Crayons box			
3	Oil pastels			
4	Chart			
			Total	

3. Akash bought 3 black forest cake, 5 roll cake, 2 milky bar and 4 puffs from a bakery shop. Prepare a cash bill for the items bought by Akash.

Prize list

Puppy's Bakery		
S.No.	**Item**	**Amount ₹. P**
1	Black forest cake	50.00
2	Roll Cake	25.00
3	Milky bar	30.00
4	Puff	10.00

Cash Bill				
Puppy's Bakery				
S.No.	**Name of the Item**	**Rate per Item**	**Quantity**	**₹ . P**
1	Black forest cake			
2	Roll Cake			
3	Milky bar			
4	Puff			
			Total	

4. ₹₹₹Roslyn bought 5 Vanilla for 20.00 each, 5 Butter scotch for 30.00 each, and 2 strawberry for 30.00 each. Prepare a bill for Roslyn's items.

S.No.	Name of the Item	Rate per Item	Quantity	₹ . P
1	Butter scotch			
2	Vanilla			
3	Strawberry			
			Total	

FRACTION – WORK SHEET – 1

I. Fraction

- When an object is divided into a number of equal parts then each part is called fraction.
- Fraction is a part of whole.

$$\text{Fraction of the part taken away} = \frac{\text{No. of parts taken away}}{\text{Total no. of parts}}$$

Ex: $\frac{2}{8}$ ← Numerator, Fraction bar, Denominator

II. a. One - half ($\frac{1}{2}$) :

When an object is divided into two equal parts then each part is called one half (or) $\frac{1}{2}$

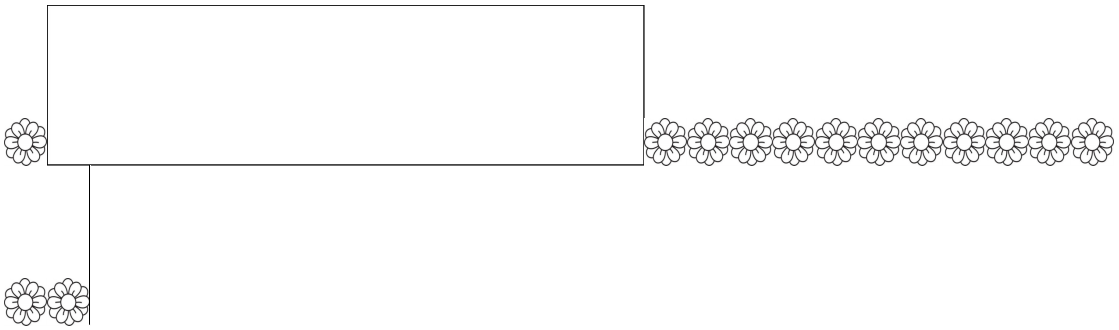

b. One - third ($\frac{1}{3}$) :

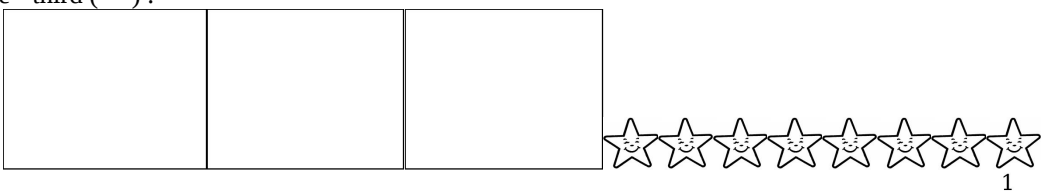

When an object is divided into three equal parts then each part is called one third of the whole (or) $\frac{1}{3}$

c. One - fourth $\frac{1}{4}$:

 When an object is divided into four equal parts then each part is called one fourth (or) quarter of the whole (or) $\frac{1}{4}$

III. Write the numerator, denominator and the fraction in the table.

	Numerator	Denominator	Fraction
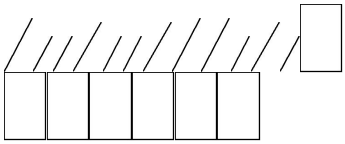			
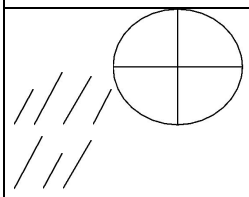			

IV. Compare the like fraction and write < , > or =

1.

2.

3.

FRACTION – WORK SHEET - 2

V. Color the fraction of collection :

a. Color half of the collection:

b. Colour one – third of the collection:



c. Color one – fourth of the collection:

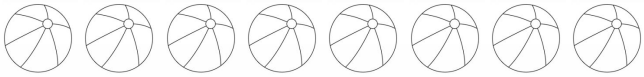

d. Colour $\frac{1}{3}$ of 10:



FRACTION – WORK SHEET - 3

I. Color the fraction of collections as mentioned:

☐ a) $\frac{1}{2}$ of 12 = (or) 12 ÷ 2 = 	☐ b) $\frac{1}{2}$ of 8 = 
☐ c) $\frac{1}{3}$ of 21 = 	☐ d) $\frac{1}{3}$ of 9 = 
☐ e) $\frac{1}{4}$ of 16 = 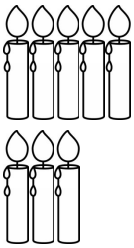	☐ f) $\frac{1}{4}$ of 12 = 



g) $\frac{1}{3}$ of 6 =

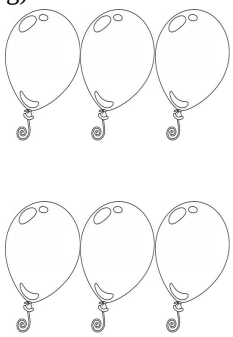

h) $\frac{1}{5}$ of 10 =

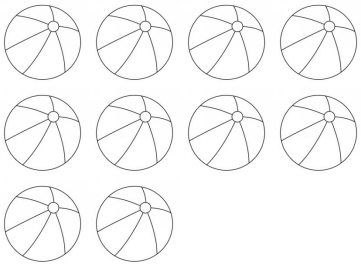

i) $\frac{1}{3}$ of 15 =



j) $\frac{1}{4}$ of 12 =



k) $\frac{1}{2}$ of 14 =

l) $\frac{1}{7}$ of 21 =

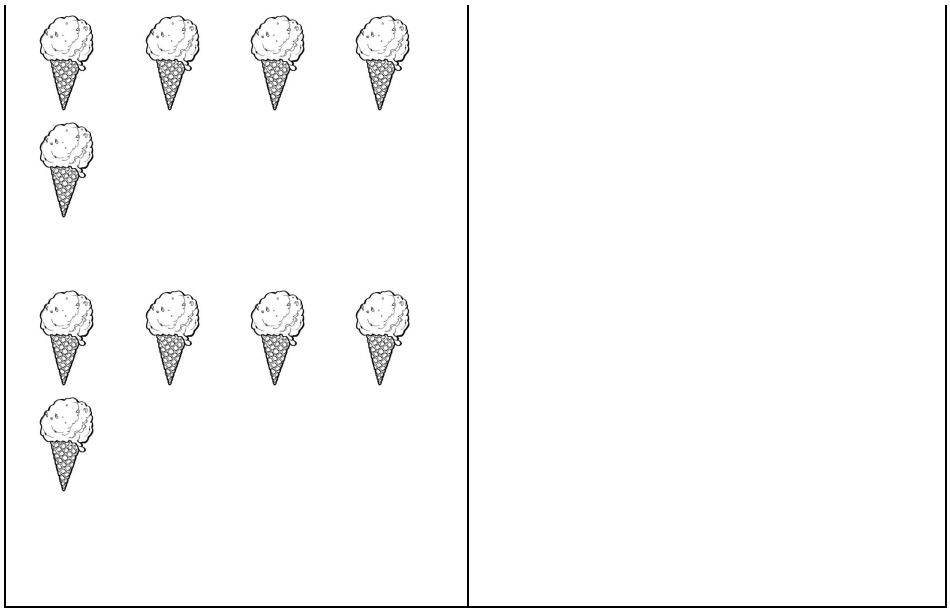

MEASUREMENT – WORK SHEET - 1

x 100

metre **centimetre**

1m = 100 cm

VI. Convert metre into cm :

a. 8 m = 8 x 100 cm

= 800 cm

b. 65 m = _____

= _____

c. 40 m = _____

= _____

d. 98 m = _____

= _____

e. 5m 46 cm= _____

= _____

metre **centimetre**

÷ 100

100 cm = 1m

VII. Convert cm into m :

a. 200 cm = 2m

b. 900 cm = _____

c. 750 cm = _____

d. 625 cm = _____

e. 4735 cm = _____

x 1000

kilometre **metre**

1km = 1000 m

VIII. Convert km into m :

a. 6 km = 6 x 1000 m

= 6000 m

b. 58 km = _____

= _____

c. 95 km = _____

= _____

d. 45 km = _____

= _____

e. 87km 525m= _____

= _____

= _____

kilometre **metre**

÷ 1000

1000 m = 1 km

IX. Convert m into km :

a. 6000 m = 6 km

b. 5000 m = _____

c. 1500 m = _____

d. 6230 m = _____

e. 2850 m = _____

x 1000

kilogram gram

1 kg = 1000 g

X. Convert kg into g :

b. 4 kg= 4 x 1000 g _____

= 4000g _____

b. 65 kg = _____

= _____

c. 10 kg = _____

= _____

d. 50 kg = _____

= _____

e. 25kg 150g= _____

= _____

= _____

kilogram gram

÷ 1000

1000 g = 1 kg

XI. Convert g into kg :

a. 3000 g = 3 kg

b. 9000 g = _____

c. 4500 g = _____

d. 8250 g = _____

e. 1520 g = _____

x 1000

Litre millilitre

1 l = 1000 ml

XII. Convert l into ml :

c. 2 l = 2 x 1000 ml

= 2000 ml

b. 82 l = _____

= _____

c. 30 l = _____

= _____

d. 85 l = _____

= _____

e. 5 l 250 ml= _____

= _____

= _____

Litre millilitre

÷ 1000

XIII. **1000 ml = 1 l** **Convert ml into l :**

a. 7000 ml = 3l

b. 2000 ml = _____

c. 6500 ml = _____

d. 3650 ml = _____

e. 5025 ml = _____

Metric Measures – Length

WORK SHEET – 1

I. Which unit m/cm/km, will you use to measure the following lengths?

1. Length of your study room _____ [m / cm]
2. Distance between your school and home _____ [km / m]
3. Length of a school ground _____ [m / cm]
4. Your height _____ [cm / m]
5. The height of a temple tower _____ [cm / m]
6. Length of a soccer field _____ [m / cm]
7. Height of a tree _____ [cm / m]
8. Distance from shopping mall to home [m / km]
9. Length of a finger nail _____ [m / cm]
10. Height of a mountain _____ [cm / m]
11. Distance from class room to corridor _____ [km / m]
12. Length of an eraser _____ [cm / m]
13. Distance from Madurai to Chennai _____ [km / m]
14. Length of your arm _____ [m / cm]
15. Height of a building _____ [m / cm]
16. Length of a ribbon _____ [m / cm]
17. Length of a small scale _____ [cm / m]
18. Height of a ladder _____ [cm / m]
19. Distance between earth to moon _____ [km / m]
20. Length of your feet _____ [m / cm]

III. Solve:

1) m	cm
2 9	5 8
+ 2 3	1 0
5 2	6 8

2) m	cm
3 8	3 5
+ 1 5	6 7

3) m	cm
4 5	7 5
+ 2 4	2 5

4) m	cm
6 5	4 2
+ 3	5 6

5) m	cm
3 9	5 6
+ 2 1	4 3

6) m	cm
5 6	2 0
+ 1 7	3 5

7) m	cm
9 5	5 7
- 4 3	2 4

8) m	cm
8 6	4 9
- 5 1	2 0

9) m	cm
9 7	5 3
- 4 4	1 8

10) m	cm
6 7	8 5
- 3 9	4 3

11) m	cm
7 3	9 8
- 6 4	0 6

12) m	cm
6 4	2 8
- 3 5	1 9

Metric Measures - Weight

WORK SHEET - 2

I. Convert the following kilograms into grams:

When convert from highest unit to lowest unit every step multiply by 10.

x 10 x 10 x 10

kilogram	Hectogram	decagram	gram	decigram	Centigram	milligram

1 kg = 1000 g

1	4 kg = 4 x 1000 g = 4000 g	8	6 kg 4 g = 6 x 1000 g + 3 g = 6003 g
2	8 kg =	9	4 kg 60 g =
3	3 kg =	10	2 kg 78 g =
4	15 kg =	11	5 kg 69 g =
5	34 kg =	12	6 kg 3 g =
6	57 kg =	13	8 kg 12 g =
7	23 kg =	14	1 kg 15 g =

II. Convert the following grams to kilograms:

When convert from lowest unit to highest unit every step divide by 10.

kilogram	Hectogram	decagram	gram	decigram	Centigram	milligram

÷ 10 ÷ 10 ÷ 10

1000 g = 1 kg

1	2000 g = 2000 ÷ 1000 g = 5 kg	8	3672 g = 3672 ÷ 1000 g = 3 kg 672 g

2	4000 g =	9	5685 g =
3	9000 g =	10	2572 g =
4	8000 g =	11	4502 g =
5	3000 g =	12	3465 g =
6	6000 g =	13	1586 g =
7	5000 g =	14	5809 g =

III. Fill in the boxes with >, < or =

1. 4000 g > 3500 g

2. 3400 g 5900 g

3. 6670 g 6900 g

4. 5300 g 5 kg 300 g

5. 2000 g 2600 g

6. 1600 g 5600 g

7. 3400 g 9900 g

8. 2750 g 2kg 750 g

11. 7 kg 7300 g

12. 9 kg 500 g 9500 g

13. 5 kg 5000 g

14. 6 kg 2568 g

15. 11 kg 9747 g

16. 3 kg 3486 g

17. 8 kg 7900 g

18. 2 kg 2000 g

☐ **9.** 5800 g 5700 g **19.** 5 kg 5950 g

☐ **10.** 7000 g 7 kg **20.** 4 kg 4000 g

IV. Find the suitable unit:

1. A laptop weighs _____ [g / kg]
2. A basket of fruit _____ [kg / g]
3. Weight of an apple _____ [g / kg]
4. Note book weighs _____ [kg / g]
5. Weight of a man _____ [g / kg]
6. Weight of a ball _____ [kg / g]
7. A biscuit weighs _____ [kg / g]
8. Giant Buddha statue weighs _____ [g / kg]
9. Weight of an aeroplane _____ [kg / g]
10. A mango weighs _____ [g / kg]

V. Solve:

1)

(1) kg	g
5	6 5 0
+ 2	6 2 3
8	2 7 3

2)

kg	g
4	4 6 3
+ 3	2 1 4

3)

kg	g
7	8 2 5
+ 2	1 6 3

4)

kg	g
2 7	4 5 7
+ 3 2	2 3 2

5)

kg	g
7 9	5 4 0
+ 2 0	2 9 8

6)

kg	g
4 5	8 0 6
+ 1 0	3 5 6

7)

kg	g
9 7	5 4 6
- 4 3	2 1 6

8)

kg	g
6 9	4 9 3
- 3 3	2 0 1

9)

kg	g
8 5	6 0 0
- 3 1	2 0 0

10) kg	g	**11)** kg	g	**12)** kg	g
4 8	6 4 2	9 2	5 0 8	7 6	2 9 4
- 2 6	3 6 7	- 2 3	2 8 6	- 3 5	2 0 6

Metric Measures - Capacity

HOMEWORK SHEET - 3

I. Convert the following litre to millilitre:

When convert from highest unit to lowest unit every step multiply by 10.

	x 10	x 10	x 10				
	kilolitre	hectolitre	decalitre	litre	decilitre	Centilitre	millilitre

1	3 l = 3 x 1000 ml = 3000 ml	8	8 l 300 ml = 8 x 1000 ml + 300 ml = 8300 ml
2	5 l =	9	2 l =
3	9 l =	10	5 l 600 ml =
4	35 l =	11	3 l 450 ml =
5	13 l =	12	8 l 200 ml =
6	42 l =	13	1 l 225 ml =

1 l = 1000 ml

II. Convert the following millilitre to litre:

When convert from lowest unit to highest unit every step divide by 10.

7	21 l =				14	4 l 65 ml =	

kilolitre	hectolitre	decalitre	litre	decilitre	Centilitre	millilitre

÷ 10 ÷ 10 ÷ 10

1000 ml = 1 l

1	3000 ml = 3000 ÷ 1000 ml = 3 l	8	5436 ml = 5436 ÷ 1000 ml = 5 l 436 ml
2	7000 ml =	9	6300 ml =
3	4000 ml =	10	7150 ml =
4	9000 ml =	11	2940 ml =
5	2000 ml =	12	3500 ml =
6	8000 ml =	13	1450 ml =
7	5000 ml =	14	6475 ml =

Metric Measures - Capacity

I. Fill in the boxes with >, < or =

1. 6000 ml < 6500 ml

11. 4 l 4300 ml

2. 2400 ml 5900 ml

12. 7 l 500ml 7500 ml

	3.	3470 ml	3900 ml	**13.**	5 l	5000 ml
	4.	5500 ml	5 l 500 ml	**14.**	8 l	8568 ml
	5.	9000 ml	8600 ml	**15.**	1 l	1747 ml
	6.	2300 ml	5600 ml	**16.**	2 l	2000 ml
	7.	4500 ml	9900 ml	**17.**	6 l	5900 ml
	8.	6350 ml	2 l 750 ml	**18.**	4 l	2000 ml
	9.	1200 ml	5700 ml	**19.**	3 l	5950 ml
	10.	9000 ml	7000 ml	**20.**	9 l	9000 ml

II. Find the suitable unit:

1. A glass of mango juice _____ [l / ml]
2. A bucket of water _____ [l / ml]
3. Capacity of petrol lorry _____ [l / ml]
4. Medicine in a bottle _____ [l / ml]
5. Mineral water can _____ [l / ml]
6. A bath tub holds _____ [l / ml]
7. Perfume bottle _____ [l / ml]

III. Solve:

1 **1)** l	ml
6	5 3 8
+ 2	5 9 1
9	1 2 9

2) l	ml
5	3 5 1
+ 2	1 4 7

3) l	ml
4	1 2 6
+ 3	3 6 4

4) l	ml

5) l	ml

6) l	ml

7 4	6 7 4		4 5	3 2 8	
+ 1 5	7 3 9		+ 3 9	3 5 6	

8 0	7 0 9				
+ 1 7	2 5 6				

7) l	ml	**8)** l	ml	**9)** l	ml
8 2	8 4 9	9 4	6 2 7	5 9	6 2 1
- 5 0	7 2 6	- 3 3	4 0 2	- 2 7	2 0 1

10) l	ml	**11)** l	ml	**12)** l	Ml
5 6	2 7 1	8 6	4 0 3	4 6	8 2 6
- 2 3	5 6 9	- 5 1	2 7 9	- 2 8	9 1 7

IV. Arrange the units in Ascending and Descending order:

1. 5 l, 18 l , 2 l 650 ml, 8 l 500ml

As: 2 l 650 ml, 5 l, 8 l 500ml, 18 l

Des: 18 l, 8 l 500ml, 5 l, 2 l 650 ml

2. 16 l, 27 l , 15 l 350 ml , 25 l 300 ml

As: _____

Des: _____

3. 25 l, 2 l 500 ml , 5 l , 5 l 500 ml

As: _____

Des: _____

4. 65 l, 750 ml, 8 l 500 ml, 95 l

As: _____

Des: _____

5. 2000 ml , 8000 ml , 3 l, 5000 ml

As: _____

Des: _____

6. 500 ml , 1000 ml, 2000 ml, 1500 ml

As: _____

Des: _____

7. 4500 ml, 7500 ml, 5 l, 8500 ml

As: _____

Des: _____

8. 5 l, 4000 ml , 9000 ml , 2 l

As: _____

Des: _____

9. 1 l 654 ml, 8 l 564 ml, 2000 ml, 5 l 465 ml

As: _____

Des: _____

10. 35 l 637 ml , 21 l 748 ml , 12 l 487 ml , 53 l 763 ml

As: _____

Des: _____

11. 2 l, 10 l, 8 l , 14 l

As: _____

Des: _____

12. 6 l , 5500 ml, 5 l , 6500 ml

As: _____

Des: _____

V. Word problem:

1. Rosy buys 1500 g of grapes and 1000 g of apple. How much do the items, weigh altogether?

	m		cm	

2. Cindy's mom baked 1215 cookies. Paul's mom baked 1112 cookies. They both brought them to school for a party. How many cookies did they have altogether?

	m		cm	

3. Meenu travelled 12 km 500 m to her school at morning and at evening she travelled 7 km to her music class. How much km did she travel altogether?

	Km		m	

4. Ramya travelled 1422 km from Madurai to Mumbai on January month and on February she travelled 462 km from Madurai to Chennai. What is the difference Mumbai and Chennai in km?

	km		m	

5. Rosy buys 1500 g of grapes and 1000 g of apple. How much do the items, weigh altogether?

	g		Kg	

6. If you had a packet of groundnut candy that weigh 1500 g and you distributed 500 g of it. How much groundnut candy would you have left?

	g		Kg	

7. A milkman sold 12 l 250 ml of milk in the morning and 7 l 500 ml of milk in the evening. How much quantity of milk he sold during the day?

	l		ml	

8. Arun filled 20 l in his car on Monday. If 13 l 450 ml is used in two days how much petrol is left?

	l		ml	

VI. Route map

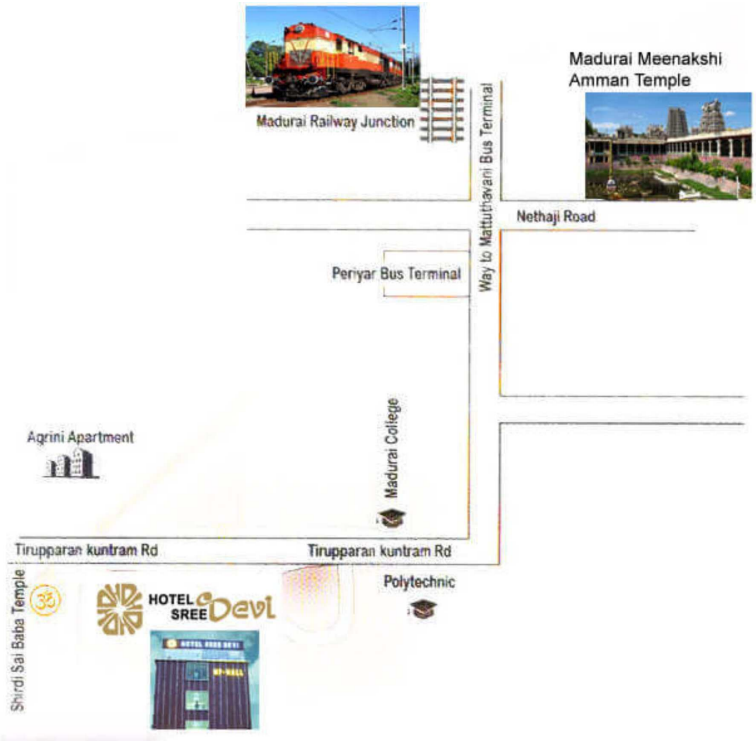

Answer the following:

1. Distance from Meenakshi amman temple to Periyar bus stand _____
2. Distance from Meenakshi amman temple to Madura college _____
3. Distance from sai baba temple to Railway junction _____

4. Distance from Meenakshi amman temple to sai baba temple _____

5. Distance from Periyar bus stand to Railway junction _____

VII. Look at the given picture and write the suitable unit:

1. _____ [g / kg]

2. _____ [m / cm]

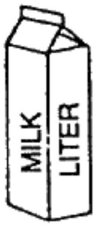

3. _____ [l / ml]

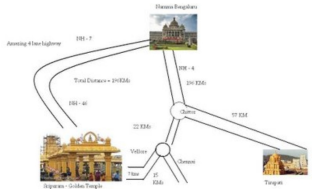

4. _____ [m / km]

5. _____ [m / cm]



TIME

Fortnight 15 days

Seconds

Ante Meridian

Hours

Minutes

Calendar

Quarter to

Quarter past

Post Meridian

Days

Month Year

Minute Hand Hour hand

Half past

II. a. Month with 31 days:

January, March, May, July, August, October, and December.

b. Month with 30 days:

April, June, September and November.

c. Month with 28 or 29 days:

February

III. Standard unit of time:

a. 1 minute = _____ f. 1 month = _____

b. 1 hour = _____ g. 1 year = _____

c. 1 day = _____ h. 1 year = _____

d. 1 week = _____ i. Leap year= _____

e. 1 month = _____ j. Fortnight = _____

IV. Write the time in two ways:



a. 4 : 00 b. _____

4’o clock _____



c. _____ d . _____

_____ _____



e. _____ f. _____

_____ _____



g. _____ h. _____

_____ _____



i. _____ j. _____

_____ _____



k. _____ l . _____

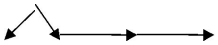

_____ _____



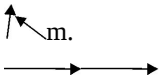

m. _____ n . _____

_____ _____



o. _____ p . _____

_____ _____



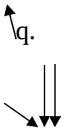

q. _____ r . _____

_____ _____



s. _____ t . _____

_____ _____



o. _____ p . _____

_____ _____

V. Time Interval:

Start End



a.

How long? _____



b.

How long? _____



c.

How long? _____

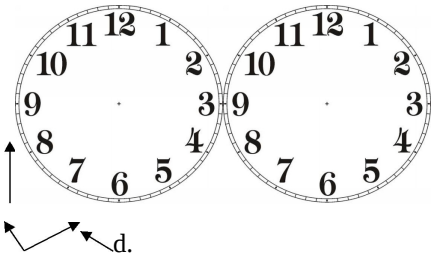

d.

How long? _____

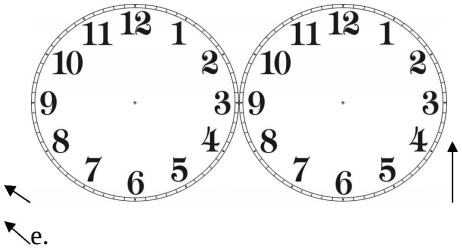

e.

How long? _____

VI. Calendar:

- A calendar is a chart, which shows days, dates, weeks and months in a year.
- There are 365 days, 12 months and 52 weeks in a year.

a. Different ways to write dates:

i) When we write a date for a particular day in a year, we specify the number of the day in a Month (i.e. date), the name of the month and then the year.

Ex: 4th January, 2017 (or) January 4, 2017

16th March, 2017 (or) March 16, 2017

ii) In a short, we write a date as a group of 3 numbers separated by two dots. The first Number stands for day, the second number for month and the third number is the year.

Ex: 28th December, 2017 shall be written in short form as:
28.12.2017 (or) 28/12/2017

28 . 12 . 2017

Day Month Year

b. **Look at the following 2017 calendar and answer the following:**

2018



JANUARY

	1	2	3	4	5	6
7	8	9	10	11	12	13
14	15	16	17	18	19	20
21	22	23	24	25	26	27
28	29	30	31			

FEBRUARY

				1	2	3
4	5	6	7	8	9	10
11	12	13	14	15	16	17
18	19	20	21	22	23	24
25	26	27	28			

MARCH

				1	2	3
4	5	6	7	8	9	10
11	12	13	14	15	16	17
18	19	20	21	22	23	24
25	26	27	28	29	30	31

APRIL

1	2	3	4	5	6	7
8	9	10	11	12	13	14
15	16	17	18	19	20	21
22	23	24	25	26	27	28
29	30					

MAY

		1	2	3	4	5
6	7	8	9	10	11	12
13	14	15	16	17	18	19
20	21	22	23	24	25	26
27	28	29	30	31		

JUNE

					1	2
3	4	5	6	7	8	9
10	11	12	13	14	15	16
17	18	19	20	21	22	23
24	25	26	27	28	29	30

JULY

1	2	3	4	5	6	7
8	9	10	11	12	13	14
15	16	17	18	19	20	21
22	23	24	25	26	27	28
29	30	31				

AUGUST

			1	2	3	4
5	6	7	8	9	10	11
12	13	14	15	16	17	18
19	20	21	22	23	24	25
26	27	28	29	30	31	

SEPTEMBER

						1
2	3	4	5	6	7	8
9	10	11	12	13	14	15
16	17	18	19	20	21	22
23	24	25	26	27	28	29
30						

OCTOBER

	1	2	3	4	5	6
7	8	9	10	11	12	13
14	15	16	17	18	19	20
21	22	23	24	25	26	27
28	29	30	31			

NOVEMBER

				1	2	3
4	5	6	7	8	9	10
11	12	13	14	15	16	17
18	19	20	21	22	23	24
25	26	27	28	29	30	

DECEMBER

						1
2	3	4	5	6	7	8
9	10	11	12	13	14	15
16	17	18	19	20	21	22
23	24	25	26	27	28	29
30	31					

i) How many Tuesdays are there in January 2018? _____

ii) How many months in 2018 have 5 Sundays? Write their names. _____

_____

iii) On which day does the year 2018 begin? _____

iv) Is 2018 a leap year? Yes / No _____

v) The fifth Monday of December falls in which date? _____

vi) The month of May has _____ days.

vii) How many months have 31 days? _____

viii) In some months, a few dates are circled. Find out what do these dates stand for and write them.

a. January 26th - _____

b. August 15th - _____

c. October 2nd - _____

ix) Which month has 28 days? _____

x) Which month have 4 Sundays, 4 Mondays, 4 Tuesdays, 4 Wednesdays, 4 Thursdays, 4 Fridays and 4 Saturdays? _____

c. Study the calendar for three months and answer the following:

2018

i) List the dates of all Sundays in the month of November.

_____

ii) October 2nd Falls on _____.

iii) Colour the Sundays in red.

VIII. Leap Year:

Leap year is the year when February has 29 days. It comes once in four years.

i) If the year is a leap year, divide the last two digits of the year by 4.

ii) If it is divisible without a remainder, it is a leap year.

Ex: 2028 _____

4 28

iii) If the division leaves a remainder, it is not a leap year

Ex: 2018 _____

4 18

1. The pictograph shown below represents the information about the favourite fruit like by children.

Name of the Fruits	Number of fruits
Mango	
Orange	
Strawberry	
Apple	
Key : 1 fruit = 5 fruits	

a. How many children like Strawberry? _____

b. Which two fruits like by same number of children? _____

c. Which fruit is the most favourite among the children? _____

d. What is the total number of fruits? _____

e. What is the difference between Mango and Apple fruit? _____

2. The pictograph given below shows the information about the number of gifts received by four friends, Kapil, Neeraj, Adil and Dhoni on Christmas.

Number of Gifts received	
Kapil	
Neeraj	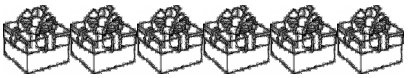
Adil	

	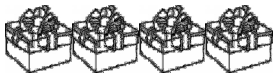
Dhoni	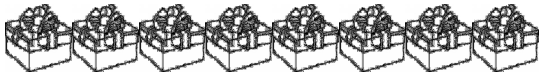
Key : 1 = 3 gifts	

a. Who received the maximum number of gifts? _____

b. How many gifts were received by Adil? _____

c. Who received the same number of gifts? _____ , _____

d. Who received the minimum number of gifts? _____

3. The following pictograph shows the number of students in the computer lab

Reading different kinds of books.

Story	
Comic	
Magazine	
Novel	
Poetry	
Key : 1 **= 2 students**	

a. How many students are there in the computer lab? _____

b. What is the difference between the number of students reading comics and those reading novels? _____

c. Which types of books is read by the maximum number of students? _____

d. Which types of books is read by the minimum number of students? _____

4. The following pictograph shows the number of girls who are fond of reading different books.

Name of the books	**Number of books**
Story book	
Novel	
Comics book	
Fairy tale	
Key : 1 = 4 students	

a. Which fairy-tales is most popular among the girls? _____

b. How many girls love to read story books? _____

c. Which book is least liked by the girls? _____

d. Altogether how many girls loved to read books? _____

5. The following pictograph shows the number of different vehicles traveled by the students to school.

Number of vehicles	
School Bus	
Car	
Motorbike	
By walk	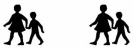
Key 1 vehicle = 4 vehicles	

a. How many different types of vehicles are there? _____

b. Which vehicle is most preferred by the students? _____

c. How any students are come by the car? _____

d. What is the difference between the school bus and motorbike students? _____

e. How many children use means of transport that do not pollute (by walk)?

6. The bar graph shows below represents the information about the bio diversity in Western Ghats.

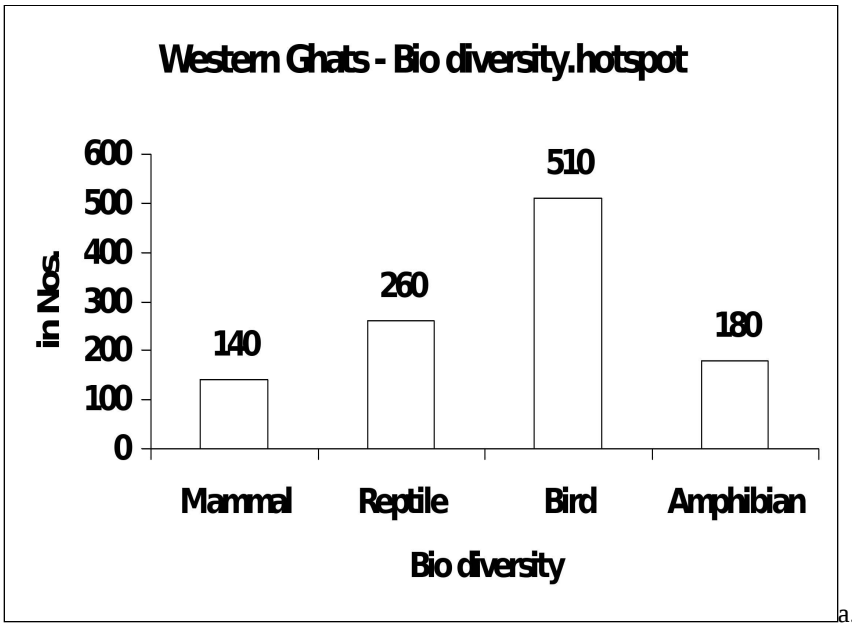

a. How much did it rain in 2014? _____

b. How much did it rain in the six years? _____

c. Which year had the maximum rainfall? _____

d. Which year had the minimum rainfall? _____

e. How much did it rain in 2015? _____

7. The bar graph shows the length of the tunnels in Western Ghats. Study the graph and answer the questions.

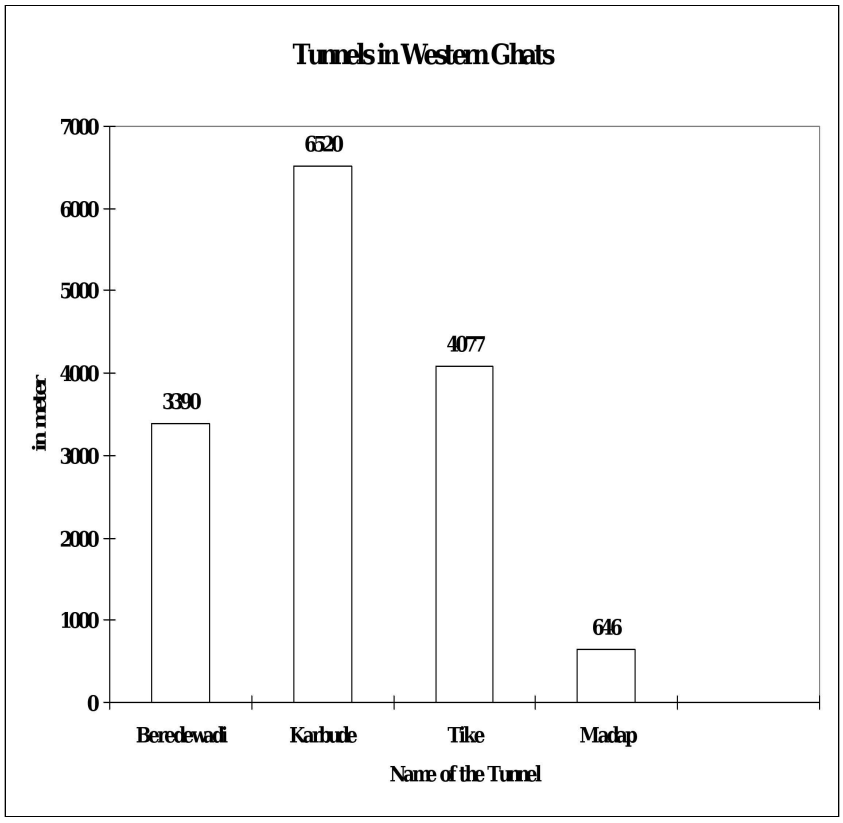

a. Which is the most popular game? _____

b. How many children likes Mobile games? _____

c. Which is the least popular game? _____

d. Which game likes by only 10 children? _____

@@@@@@@@